



Tools:

Wool fabric, Velcro closure, Ribbon

Heavy stock material



Cut a piece of fabric 25x19"



Cut a piece of heavy stock material 19x2"




Place the heavy stock material length wise on the center of the wool material.



Sew the heavy stock to the wool, sewing on all four sides.



Fold the fabric in half with the heavy stock on the inside.



Cut a piece of wool fabric 28x1.5"



Pin this piece of wool to the bottom half of one side of the folded pieces and sew.



Steam the seam open



Fold over the flap, pin and sew the flap to the other side of the open bottom.



Hand stitch the bottom half closed.



Hand stitch ribbon over the hand stitched seam.



Using a 17x1" piece of velcro, sew each piece to the open ends.